

# Health inequalities & Covid-19: the situation in France

Michelle Kelly-Irving

Inserm scientist, EQUITY team, CERPOP,  
Université Toulouse III, France

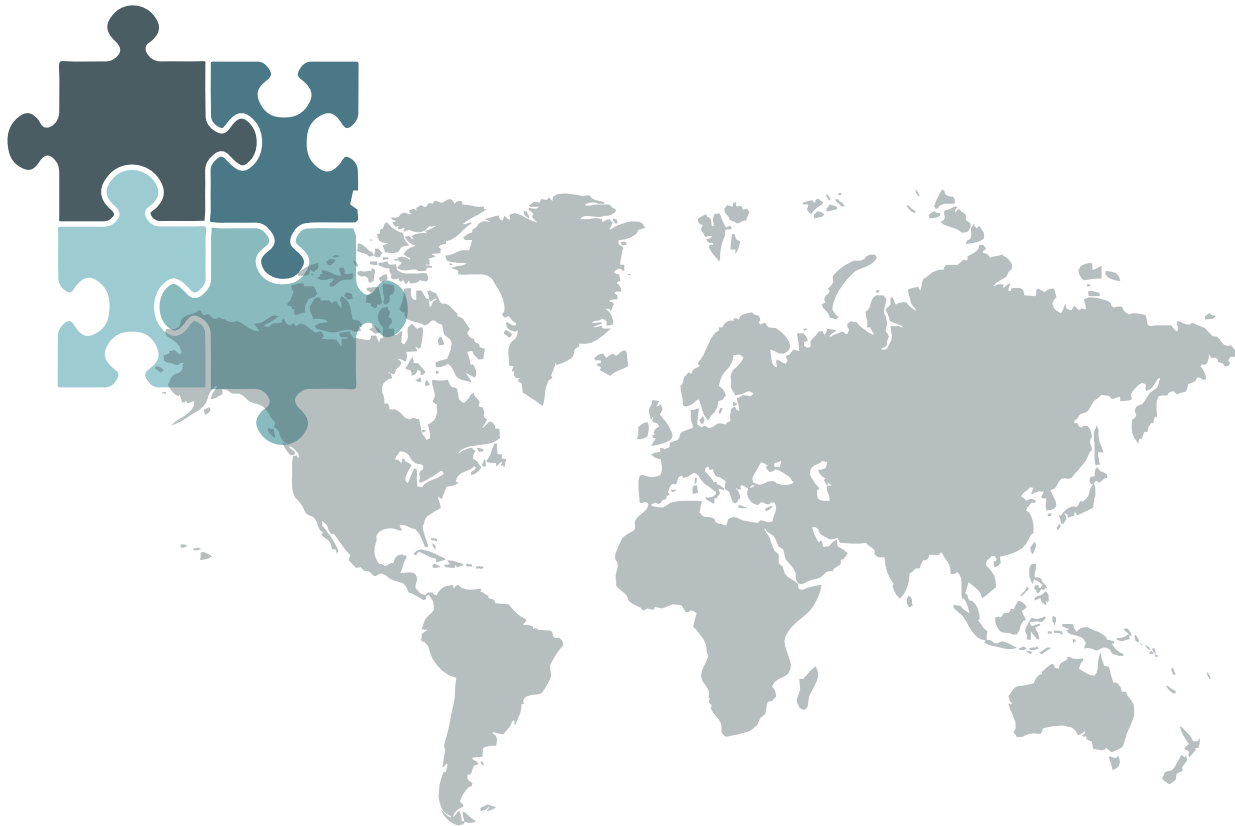
Director of the Interdisciplinary Federal Institute for Research  
on Health & Society



**COVID-19**

# An incomplete view of the situation

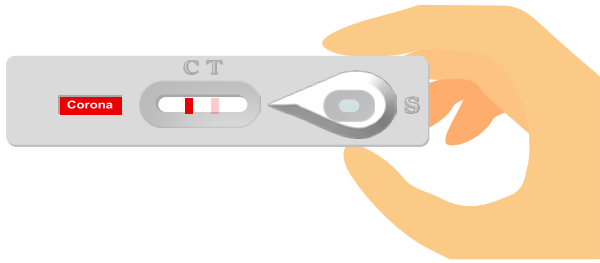
In most countries we lack good quality data to allow us to quickly examine the social distribution of a new disease like Covid-19



Oxfam France, 10 avril 2020

The disproportionately high mortality rate in the poorest department of mainland France, Seine-St-Denis, became headline news

# France: EpiCov study

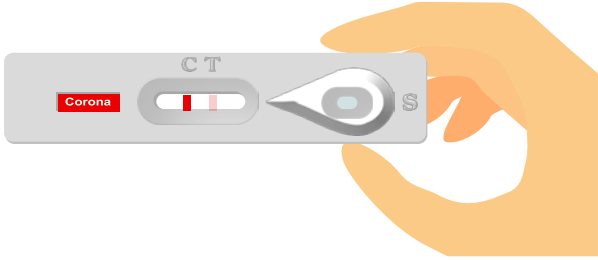


**4.5%**

**SarsCov2 Seroprevalence in  
the French population: May  
2020**

EpiCov wave 1  
During the spring lockdown  
N= 12 114

# France: EpiCov study



EpiCov wave 1  
During the spring lockdown  
N= 12 114

**4.5%** SarsCov2 Seroprevalence in  
the French population: May  
2020

**5%** Women

**11%** Health care workers

**9%** Born outside of Europe

**9%** Overcrowded housing

# Social conditions & lockdown



Baromètre Covid study during lockdown wave 4  
N= 5000



**21%**

Of participants were "never or rarely" able to isolate an unwell person in a separate room to avoid infection



This increased to 30% among participants with no educational qualifications

**30%**

**11% vs 5%**



11% of people with no educational qualifications "always, almost or most often" needed help understanding medical prescriptions compared to 5% of participants in the other education categories

# COVID-19 & inequalities



The elephant in the room



# The elephant in the room: race & ethnicity



Queues outside a foodbank in  
Seine-St-Denis in April 2020 (Le  
Parisien)

*“there is nothing ‘distal’ about structural discrimination because it is intimately encountered and embodied, day in and day out”* N. Krieger AJPH 2016

# Excess all cause mortality & place of birth

During spring 2020 lockdown excess deaths for people born in Asia, N Africa, SS Africa far exceeds that of French born (Insee, 2020)

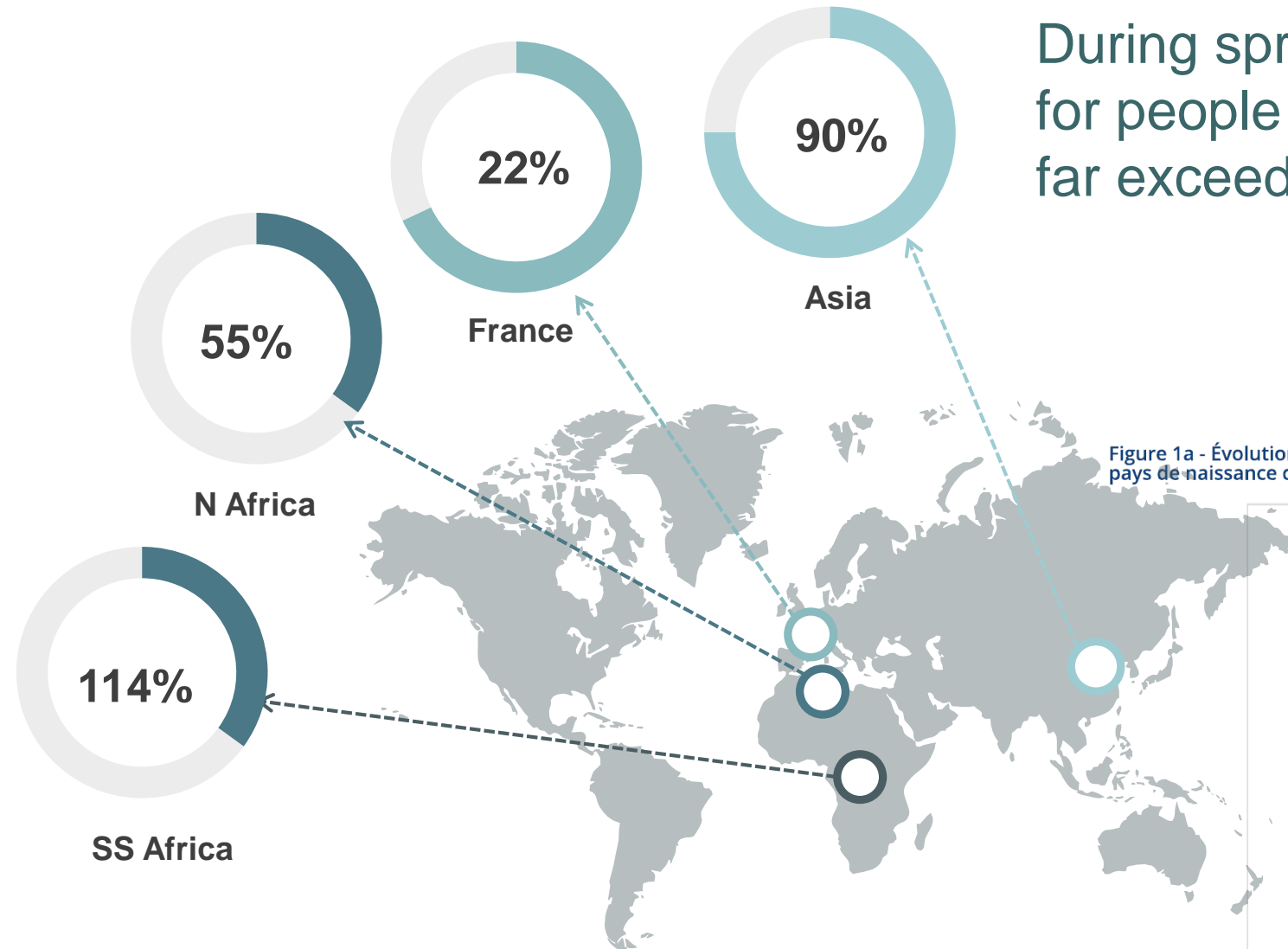
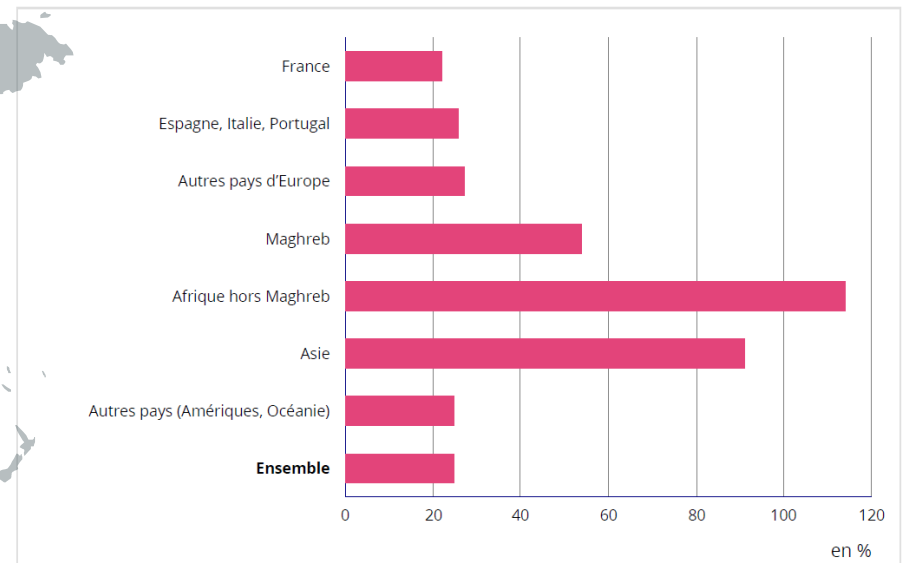



Figure 1a - Évolution du nombre de décès enregistrés en France entre mars-avril 2019 et mars-avril 2020, selon le pays de naissance des personnes décédées

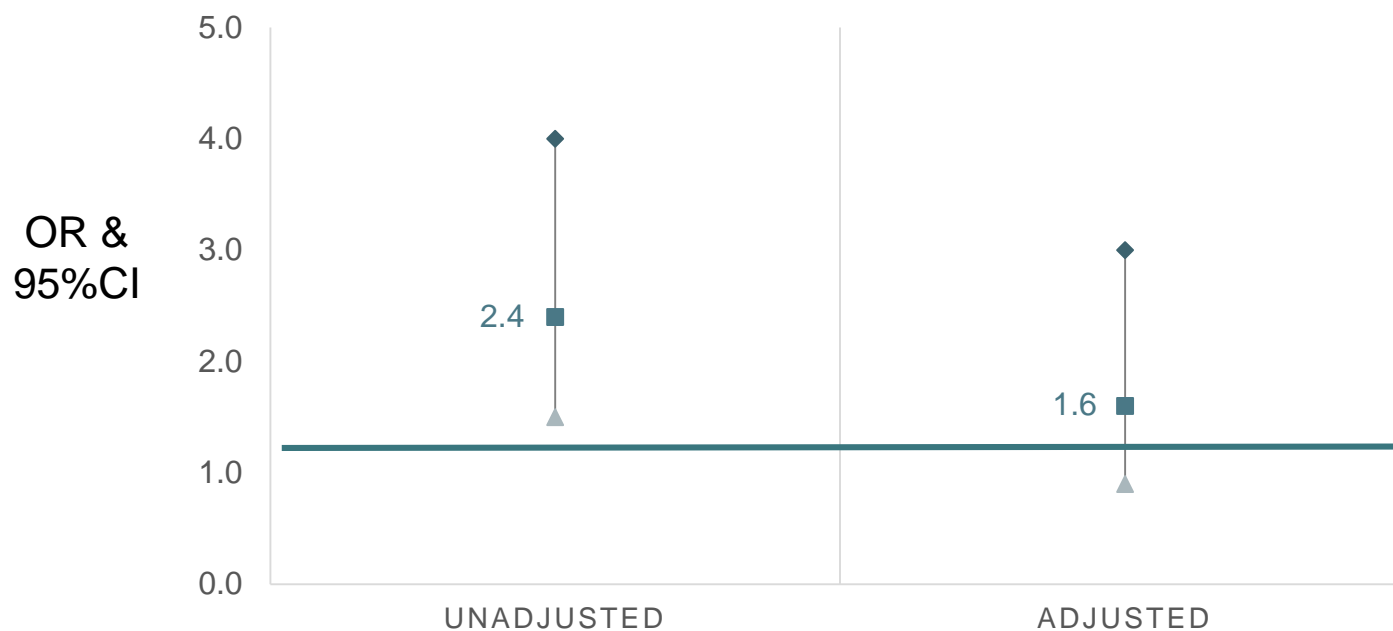






# EpiCov – Place of birth & Covid-19


Odds of testing positive for SarsCov2 **for people born outside of Europe compared to French-born** people before & after adjusting for socio-economic & housing



A stylized world map in shades of blue and teal, overlaid with a network of white dots and lines. The text "COVID-19" is written in large, bold, red capital letters across the center of the map. The letter 'O' is replaced by a red icon of a coronavirus particle, featuring a circular body with dots and a spiky outer edge.

# COVID-19

Missing link: data



# Data governance & health inequalities unlocking the barriers

## Social Data:

- Census etc
- Work & retirement
- education



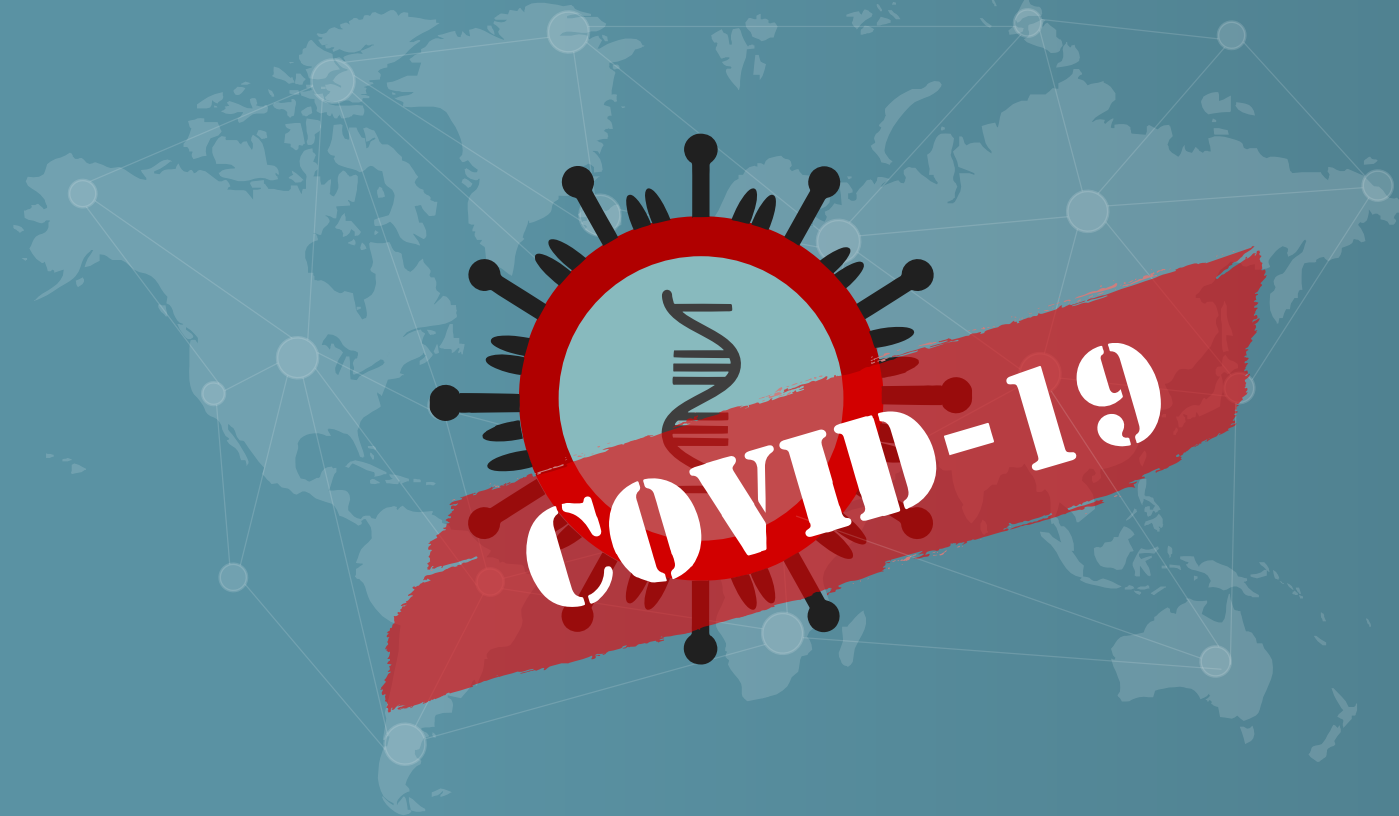
Ethically safe linkage:  
-Interoperable identifiers  
-AI methods



## Health Data:

- Routine collection
- Hospital
- General Medicine





# THANK YOU